


Florida

CDL

USA

1a DLN C642-720-78-442-0

9 CLASS A

1 CHERELUS

2 REGINAL

3 4179 N HAVERHILL RD APT 605

4 WEST PALM BEACH, FL 33417-8304

1 DOB 12/02/1978 15 SEX M

4b EXP 12/02/2027 16 HGT 5'-06"

12 REST NONE 9a END NONE



4a ISS 04/03/2019

5DD P762309290047

REPLACED 09/29/2023

Operation of a motor vehicle constitutes consent to any sobriety test required by law.


FL



The State  
of Florida  
retains all  
property  
rights herein.  
120278  
Rev.  
03/01/2020



21  
0105736380  
23/32



CLASS: A - Any Tractor/Trailer with a GVWR of 26,001 lbs. or more

REST: None

END: None

REPLACEMENT LICENSE REQUIRED WITHIN 30 DAYS  
OF ADDRESS OR NAME CHANGE.

[WWW.FLHSMV.GOV](http://WWW.FLHSMV.GOV)



# DRIVER EVALUATION ROAD TEST FORM

DRIVER NAME	REGINALD CHERELUS		DATE:	10/11/23	
OBSERVED BY	PAUL JANDIC		Time In&Out	10:10 - 11:14	
TRUCK #	729		TRAILER #		
<b>PRE TRIP INSPECTION</b>					
<input checked="" type="checkbox"/> YES	<input type="checkbox"/> NO	360-degree walk-around performed	Tire check properly with air gauge	<input checked="" type="checkbox"/> YES	<input type="checkbox"/> NO
<input checked="" type="checkbox"/> YES	<input type="checkbox"/> NO	All lights inspected Truck&Trailer	Mirrors adjusted	<input checked="" type="checkbox"/> YES	<input type="checkbox"/> NO
<input checked="" type="checkbox"/> YES	<input type="checkbox"/> NO	Horn and windshield wipers inspected	Insurance/licensing info inspected	<input checked="" type="checkbox"/> YES	<input type="checkbox"/> NO
<input checked="" type="checkbox"/> YES	<input type="checkbox"/> NO	Emergency equipment inspected	Oil check properly	<input checked="" type="checkbox"/> YES	<input type="checkbox"/> NO
<input checked="" type="checkbox"/> YES	<input type="checkbox"/> NO	All fluids inspected	Understand weight distribution	<input checked="" type="checkbox"/> YES	<input type="checkbox"/> NO
<input checked="" type="checkbox"/> YES	<input type="checkbox"/> NO	Slide tandems properly	Coupling & Uncoupling properly	<input checked="" type="checkbox"/> YES	<input type="checkbox"/> NO
<input checked="" type="checkbox"/> YES	<input type="checkbox"/> NO	Check for oil,air,coolant leaks	Connects air&electric line to trailer property	<input checked="" type="checkbox"/> YES	<input type="checkbox"/> NO
<b>BACKING AND PARKING</b>					
<input checked="" type="checkbox"/> YES	<input type="checkbox"/> NO	Making good angle while reverse parking	Get out and look before backing	<input type="checkbox"/> YES	<input checked="" type="checkbox"/> NO
<input checked="" type="checkbox"/> YES	<input type="checkbox"/> NO	Checks if tandems are slid to the front	Using 4-way flasher	<input checked="" type="checkbox"/> YES	<input type="checkbox"/> NO
<input checked="" type="checkbox"/> YES	<input type="checkbox"/> NO	Uses mirrors	Slowly backing	<input checked="" type="checkbox"/> YES	<input type="checkbox"/> NO
Time spent on backing			Start time:	End Time:	
<b>DRIVING</b>					
<input checked="" type="checkbox"/> YES	<input type="checkbox"/> NO	Uses seatbelt	Verifies passenger is wearing seatbelt	<input checked="" type="checkbox"/> YES	<input type="checkbox"/> NO
<input checked="" type="checkbox"/> YES	<input type="checkbox"/> NO	Starts vehicle properly	Observes Traffic patterns	<input checked="" type="checkbox"/> YES	<input type="checkbox"/> NO
<input checked="" type="checkbox"/> YES	<input type="checkbox"/> NO	Does not allow vehicle to roll while stopped	Drives with both hands on steering wheel	<input checked="" type="checkbox"/> YES	<input type="checkbox"/> NO
<input checked="" type="checkbox"/> YES	<input type="checkbox"/> NO	Steers smoothly	Keeps proper distance	<input checked="" type="checkbox"/> YES	<input type="checkbox"/> NO
<input checked="" type="checkbox"/> YES	<input type="checkbox"/> NO	Brakes on time	Brakes smooth	<input checked="" type="checkbox"/> YES	<input type="checkbox"/> NO
<input checked="" type="checkbox"/> YES	<input type="checkbox"/> NO	Speed appropriate for conditions	Uses mirrors properly every 10 sec	<input checked="" type="checkbox"/> YES	<input type="checkbox"/> NO
<input checked="" type="checkbox"/> YES	<input checked="" type="checkbox"/> NO	Uses cellphone while driving	Keeps vehicle in proper lane while turning	<input checked="" type="checkbox"/> YES	<input type="checkbox"/> NO
<input checked="" type="checkbox"/> YES	<input type="checkbox"/> NO	Checks traffic in all directions	Using turn signals on time	<input checked="" type="checkbox"/> YES	<input type="checkbox"/> NO
<input checked="" type="checkbox"/> YES	<input type="checkbox"/> NO	Approaches turn at proper speed	Turns only when traffic is cleared	<input checked="" type="checkbox"/> YES	<input type="checkbox"/> NO
<input checked="" type="checkbox"/> YES	<input type="checkbox"/> NO	Uses engine brake properly	Does not exceed speed limit	<input checked="" type="checkbox"/> YES	<input type="checkbox"/> NO
<input checked="" type="checkbox"/> YES	<input type="checkbox"/> NO	Follows and understand traffic signs	Looking at mirrors while turning	<input checked="" type="checkbox"/> YES	<input type="checkbox"/> NO
<input checked="" type="checkbox"/> YES	<input type="checkbox"/> NO	Determines that pass is safe and legal	Signal used in advance of turn	<input checked="" type="checkbox"/> YES	<input type="checkbox"/> NO
<input checked="" type="checkbox"/> YES	<input type="checkbox"/> NO	Makes wide turn	Checks traffic conditions/ road construction etc	<input checked="" type="checkbox"/> YES	<input type="checkbox"/> NO
<input checked="" type="checkbox"/> YES	<input type="checkbox"/> NO	Passes in safe location	Returns to lane safely	<input checked="" type="checkbox"/> YES	<input type="checkbox"/> NO
<b>DRIVER PASS / FAIL</b>					
NOTES:					
4 YEARS					
<b>RECOMMENDING FOR RE-TEST</b>					
					<input type="checkbox"/> YES <input type="checkbox"/> NO



# BASIC ORIENTATION TEST

NAME: Reginal Gherelos DATE: 10-11-2023

1.) Which of the following is the most IMPORTANT reason to do a Pre-Trip Inspection?

- A) Because other drivers do it
- B) To make sure the vehicle will reach its destination
- ☒ C) Safety for yourself and others on the road
- D) None of the above

2.) It's important to think ahead. What item will you need while on the road?

- ☒ A) A GPS
- B) A Sun Visor
- C) A Stove
- D) A Phone Book

3.) If something happens to your truck, what could be handy to have with you, especially in the dark?

- A) A blanket
- B) A phone charger
- ☒ C) A flashlight
- D) A flare

4.) What are the blind spots of your truck?

- ☒ A) Behind the truck
- B) In front of the truck
- C) On the side of the truck
- D) All of the above

5.) Sometimes you can't predict the elements, what can happen to a truck in bad weather?

- A) The windshield can make things invisible
- B) The tires can become bald
- ☒ C) It can jackknife
- D) Nothing

6.) Your truck can be your home for a short period of time. What is one way that you can make your truck a little more comfortable for yourself?

- ☒ A) Keep it clean
- B) Install a recliner
- C) Bring a television
- D) Get seat warmers

7.) What is one thing to be prepared for when becoming a truck driver?

- A) Long hours
- B) Waiting on others
- C) Traffic
- ☒ D) All of the above

**8.) You need to have many skills as a trucker. Which of these skills are very important while on the job?**

- A) Quick to react
- B) Teamwork
- C) Performance skills
- ☒ D) Communication skills

**9.) Which of these are the right companies to stop and put fuel?**

- ☒ A) Loves and Pilot
- B) Flying J and Petro
- C) Pilot and flying J
- D) Petro y Loves

**10.) What is the total allowable weight of ALL axles?**

- A) 12,000
- B) 34,000
- ☒ C) 80,000
- D) All of the above

**11.) What can the tandem cause if you move it forward?**

- A) Can remove the weight from the steering wheel
- B) Can remove the weight of the axle from the driver to the trailer
- C) Can put more weight on the driver shafts
- ☒ D) Can put more weight on the trailer tandems

**12.) What should you do in case of an accident?**

- A) Take as many pictures as possible, and contact the Safety Department immediately
- B) Request roadside assistance
- ☒ C) Call the company's insurance
- ☒ D) All of the above

**13.) How much should you slow down when driving in snow? (To avoid accidents)**

- A) 1/3
- B) 1/2
- C) 1/5
- D) 1/4

**14.) What are the correct dimensions for the trailer of this and other companies?**

- A) 14'6
- B) 13'
- ☒ C) 13'6
- D) 14

**15.) While driving or resting, but during working hours is it allowed to consume alcoholic beverages inside or outside the cabin?**

- ☒ A) No, it is not allowed
- B) You can consume outside only
- C) Yes, but only if you're position is Out of Service
- D) All of the above

16.) How much time is **REQUIRED** to inform the company that you're going on home-time?

- A) Once week
- ☒ B) Two weeks
- C) Not necessary
- D) All of the above

17.) How much time is **REQUIRED** to inform the company that you wish to resign?

- A) A One week notice
- ☒ B) Two week notice
- C) Not necessary
- D) One month notice