

DRIVER EVALUATION ROAD TEST FORM

DRIVER NAME	Perez Fernandez-Alegre		DATE	06/16/25	
OBSERVED BY	Dennis Gagic		Time In/Out		
TRUCK #	FRHT		TRAILER #		
PRE TRIP INSPECTION					
YES	NO	360-degree walk-around performed	Tire check properly with air gauge	YES	NO
YES	NO	All lights inspected Truck&Trailer	Mirrors adjusted	YES	NO
YES	NO	Horn and windshield wipers inspected	Insurance/licensing info inspected	YES	NO
YES	NO	Emergency equipment inspected	Oil check properly	YES	NO
YES	NO	All fluids inspected	Understand weight distribution	YES	NO
YES	NO	Slide tandems properly	Coupling & Uncoupling properly	YES	NO
YES	NO	Check for oil,air,coolant leaks	Connects air&electric line to trailer properly	YES	NO
BACKING AND PARKING					
YES	NO	Making good angle while reverse parking	Get out and look before backing	YES	NO
YES	NO	Checks if tandems are slid to the front	Using 4-way flasher	YES	NO
YES	NO	Uses mirrors	Slowly backing	YES	NO
Time spent on backing			Start time:	End Time:	
DRIVING					
YES	NO	Uses seatbelt	Verifies passenger is wearing seatbelt	YES	NO
YES	NO	Starts vehicle properly	Observes Traffic patterns	YES	NO
YES	NO	Does not allow vehicle to roll while stopped	Drives with both hands on steering wheel	YES	NO
YES	NO	Steers smoothly	Keeps proper distance	YES	NO
YES	NO	Brakes on time	Brakes smooth	YES	NO
YES	NO	Speed appropriate for conditions	Uses mirrors properly every 10 sec	YES	NO
YES	NO	Uses cellphone while driving	Keeps vehicle in proper lane while turning	YES	NO
YES	NO	Checks traffic in all directions	Using turn signals on time	YES	NO
YES	NO	Approaches turn at proper speed	Turns only when traffic is cleared	YES	NO
YES	NO	Uses engine brake properly	Does not exceed speed limit	YES	NO
YES	NO	Follows and understand traffic signs	Looking at mirrors while turning	YES	NO
YES	NO	Determines that pass is safe and legal	Signal used in advance of turn	YES	NO
YES	NO	Makes wide turn	Checks traffic conditions/ road construction etc	YES	NO
YES	NO	Passes in safe location	Returns to lane safely	YES	NO
DRIVER PASS / FAIL					
NOTES:					
RECOMMENDING FOR RE-TEST				YES	NO

06/16/25

Date

Keshwa Mulad

Safety Officer's Full Name

Perez Fernandez Alejandro

Driver's Full Name

Road Signs Test

What do these road signs mean?

Choose the correct meaning for each sign below.



- a) You may stop briefly but not leave your vehicle unattended
- b) You may park here during the weekend
- ☒ c) You are not allowed to stop or leave your vehicle parked at any time



- a) Overtaking is permitted if there's no oncoming traffic
- ☒ b) Passing other vehicles is not allowed
- c) Lane changes are permitted with caution



- a) Stay in the left lane to avoid merging traffic
- ☒ b) Stay to the right side of the roadway
- c) Right turns only beyond this point



- a) Temporary lane closures ahead
- ☒ b) Road workers ahead; reduce speed and be cautious
- c) Construction zone ending—normal speed resumes



- a) Left turns are only permitted during green light
- ☒ b) Left turns are not permitted at any time
- c) Yield before turning left



- a) Recommended speed is 50 mph in ideal conditions
- ☒ b) Maximum lawful speed is 50 mph
- c) Vehicles must drive between 45–50 mph



- a) Trucks must use the center lane
- ☒ b) Truck access is restricted beyond this sign
- c) Only oversized trucks are prohibited




- a) Pedestrians must yield to vehicles
- ☒ b) Watch for pedestrians crossing the road
- c) Sidewalk ends ahead



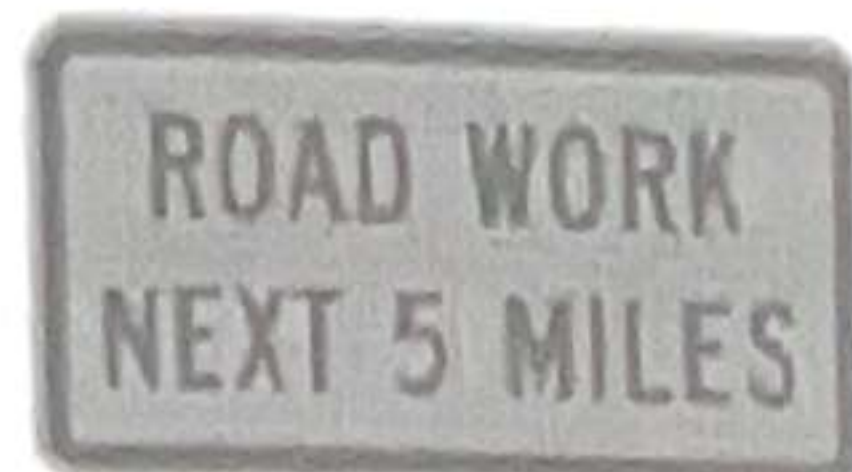
- a) Traffic may travel in both directions
- b) You must turn left at the intersection
- ☒ c) Traffic is allowed to move only in the direction of the arrow



- ☒ a) Rail tracks ahead—slow down and stay alert
- b) Train station nearby
- c) Trucks are prohibited from crossing



- a) Maintain your current speed unless posted otherwise
- ☒ b) Prepare to reduce your speed as the speed limit will decrease ahead
- c) Slow-moving vehicles must keep right



- a) Roadwork may start after 5 miles
- ☒ b) Construction zone continues for the next 5 miles
- c) Detour is required for all commercial vehicles



- a) Trucks can proceed with a permit
- ☒ b) Truck traffic restricted beyond this point
- c) Truck parking only on weekends



- a) Pedestrian crossing zone for seniors
- b) Expect traffic lights ahead
- ☒ c) Children may be present—reduce speed and drive carefully



- a) Parking area for school buses
- ☒ b) Be prepared to stop for children boarding or exiting school buses
- c) Detour required during school hours




- ☒ a) Bridge or overpass ahead with 12 feet 6 inches of vertical clearance
- b) Speed limit is 12.6 mph
- c) Road narrows to 12 feet 6 inches wide



- a) Accelerate and pass quickly
- ☒ b) Downshift and reduce speed
- c) Turn on hazard lights and maintain speed



- a) The right lane is closed temporarily due to road work
- ☒ b) Right lane ends ahead; merge into the left lane safely
- c) Only trucks must exit the right lane



- a) Road narrows near an intersection
- ☒ b) Be ready to stop; a signal light is ahead
- c) All-way stop ahead



- a) You are on the correct route—proceed with caution
- ☒ b) You are traveling against traffic and must turn around immediately
- c) One-way traffic merges ahead



- a) Only trucks traveling over 40 mph may continue
- ☒ b) Speed limit for trucks is 40 mph
- c) Trucks must stay 40 feet apart



- ☒ a) Vehicles weighing more than 10 tons are not allowed
- b) Speed limit for trucks over 10 tons is 10 mph
- c) Weight checks conducted every 10 miles



- a) Begin braking for sharp curve
- ☒ b) Reduce speed; general caution advised
- c) Prepare to stop at railroad crossing



- a) It leads to a truck rest stop
- ☒ b) It marks an emergency escape ramp for brake failure
- c) It's a required inspection stop



- a) Locate a weigh station
- ☒ b) Avoid residential neighborhoods
- c) Drive faster in city zones

Kristwa Mulac

Safety Officer's Full Name

06/16/25

Date

Perez Fernandez Alejandro

Driver's Full Name

Company Policy & Procedures Test

1. What could happen if a driver ignores company phone calls during their shift?

- a) They get a bonus for independence
- b) They are reassigned to fewer trips
- ☒ c) They may face fines, suspension, or termination

2. What must be done if cargo is damaged during transit?

- ☒ a) Take photos and contact Dispatch
- b) Contact broker
- c) Ignore it

3. When must a driver contact Dispatch regarding wait time at pickup?

- a) After 90 minutes, if the customer hasn't given an update
- b) Only if detention has been mentioned
- ☒ c) After 2 hours, regardless of the situation

4. How should cargo be secured after loading?

- a) With a few straps placed based on weight distribution
- ☒ b) Using at least 2 DOT-mandated straps
- c) With whatever equipment is available if straps aren't provided

5. When must the driver go to the nearest CAT Scale?

- a) If the weight on the BOL is approximate
- ☒ b) If load is over 30,000 lbs
- c) Only when required by a broker or customer

6. What should a driver do if cargo is damaged during transit?

- a) Make a note on the BOL and notify Dispatch after delivery
- ☒ b) Take clear photos and contact Dispatch immediately
- c) Continue to delivery and let the receiver handle it

7. When should trailer tandems be slid forward?

- ☒ a) For better maneuverability when needed

- b) When driving at night for better balance
- c) Only before scaling the truck

8. What should you do if you experience a breakdown?

- a) Keep driving if the damage is not too big
- b) Call the nearest repair shop
- ☒ c) Contact Dispatch and cooperate with OTR

9. What is the correct action if the vehicle is in a dangerous spot after an incident?

- ☒ a) Move to the side of the road if possible and set safety triangles
- b) Stay inside the truck with hazard lights on and wait for police
- c) Exit the vehicle and direct traffic until help arrives

10. What should drivers do before reaching a weigh station?

- a) Maintain average speed to avoid delays
- ☒ b) Slow down well in advance
- c) Signal left and bypass unless told otherwise

11. When are you allowed to bypass a weigh station?

- a) If the weather is bad
- ☒ b) If the PrePass blinks GREEN
- c) If the PrePass blinks RED

12. What paperwork is required during a DOT inspection?

- a) Company ID, Driver's License, and ELD Tablet
- b) ELD Tablet, social security card, and Permit binder
- ☒ c) Permit binder, Bill of Lading (BOL), and ELD Tablet

13. What must you do after receiving the inspection paper from a DOT officer?

- a) File it in your binder
- b) Keep driving and hand it in later
- ☒ c) Send a photo or scan to the Safety Office immediately

14. Where should drivers fuel their trucks?

- a) Love's only
- b) Any available gas station
- ☒ c) Pilot or Flying J

15. What should you do if you must fuel at a non-approved location?

- a) Pay with your own card and submit it later
- ☒ b) Call Dispatch for emergency approval and send the receipt to the BOL email
- c) Skip fueling and wait until the next Pilot

16. What happens after multiple unauthorized fuel purchases?

- a) You'll be given more fuel cards
- ☒ b) Penalties increase, and 4th offense results in termination
- c) You're placed on fuel probation

17. What is required to carry passengers in the truck?

- a) Written text
- b) Driver's license copy
- ☒ c) Passenger Permit from Safety Department

18. What is the required on-road time before qualifying for 1 week of home time?

- a) 2 weeks on the road
- ☒ b) 4 weeks on the road
- c) No minimum requirement

19. When must a vacation request be submitted?

- a) 2 days before departure
- b) At any time before leaving
- ☒ c) At least 2 weeks in advance

20. What is the minimum requirement to take vacation with the truck?

- ☒ a) Good safety score and 90 days at company
- b) Clean truck and trailer
- c) Two dispatches

21. When and where is a full truck wash required?

- a) At any location, once a month
- b) Every 3 weeks at a car wash of your choice
- ☒ c) Once every 3 weeks at Blue Beacon

22. Where is weapon possession strictly prohibited under company policy?

- a) Only inside company offices
- ☒ b) Anywhere on company property, including vehicles
- c) Just during working hours

23. Are employees with legal weapon licenses exempt from the policy?

- a) Yes, if the weapon is secured
- ☒ b) No, licenses do not exempt anyone
- c) Only if approved by HR

24. What substances are strictly prohibited under the company's drug and alcohol policy?

- a) Only illegal drugs
- b) Only alcohol
- ☒ c) Any drug or alcohol that impairs safe operation

25. When is alcohol allowed inside the truck cabin?

- a) During off-duty resets
- b) If it's unopened
- ☒ c) Never - no alcohol is allowed, open or closed

26. What is the consequence for using or possessing drugs or alcohol?

- a) 1-week suspension
- ☒ b) Immediate termination of employment
- c) Written notice from HR

27. What happens if a driver refuses to take a DOT random drug test?

- a) They'll be tested again later
- ☒ b) It's considered a positive result and leads to termination
- c) They must submit a written explanation

28. What should you do when you finish a DOT inspection?

- ☒ a) Send all paperwork to Safety and wait for further advice before driving
- b) If you're in a rush, drive and report later
- c) Call a day later to report that you had an inspection

29. Why is it important to take pictures after an accident?

- ☒ a) To document vehicles, condition, and scene for insurance and company report
- b) To share with other drivers as warning
- c) To post awareness on social media

30. When should you wear your seatbelt?

- a) Only when passing DOT weigh station
- b) When Safety Office gives you a warning
- ☒ c) All the time to protect your safety, avoid costly fines and DOT violations

Kristwa Mulacic

Safety Officer's Full Name

06/16/25

Date

Perez Fernandez Alejandro

Driver's Full Name

Safety Test

1. What happens when you speed on the road while driving a semi-truck?

- a) It helps your tires grip the road better
- ☒ b) You increase the risk of crashes, cargo damage, and legal penalties
- c) You arrive to your destination faster

2. What is one of the most dangerous effects of speeding in a semi-truck during rainy or snowy weather?

- a) Fuel consumption
- b) Engine wear
- ☒ c) Higher risk of hydroplaning

3. Which of the following is a legal or financial consequence of speeding in a semi-truck?

- a) No financial consequence
- ☒ b) Possible CDL disqualification and/or points on driver license
- c) Required to go back to driving school

4. What is the correct way to control speed when driving a semi-truck downhill?

- a) Speed to gain more momentum
- ☒ b) Use the engine brake before descending and apply intermittent braking
- c) Place in neutral

5. How can speeding in a semi-truck negatively affect the cargo you're hauling?

- a) It will help the load be delivered more quickly
- b) It will keep the trailer more balanced
- ☒ c) It can cause harsh braking, which may result in load shift or damage of cargo

6. What is the correct action when driving a semi-truck under 45 mph on the highway?

- a) Turn on high beams
- b) Turn on horn every 2 minutes
- ☒ c) Turn on 4-way flashers

7. Why is it dangerous to follow too closely in a semi-truck?

- ☒ a) Commercial truck takes longer time to come to a stop

- b) You are more aerodynamic behind a vehicle
- c) Not dangerous, same as stopping in a car

8. What is one of the most critical dangers of driving a commercial truck while fatigued?

- a) You become more alert due to constant road noise
- ☒ b) Your reaction time slows, and your ability to make safe decisions is impaired
- c) You might stop more frequently for breaks

9. What are the typical maximum legal axle weight limits for semi-trucks under federal law (without special permits)?

- ☒ a) Steer axle 12,000 lbs | Drive axles 34,000 lbs | Trailer tandems 34,000 lbs
- b) Steer axle 34,000 lbs | Drive axles 34,000 lbs | Trailer tandems 12,000 lbs
- c) Steer axle 10,000 lbs | Drive axles 34,000 lbs | Trailer tandems 34,000 lbs

10. How should you prepare yourself for bridge clearance?

- a) Go under a bridge with the truck and test if it is low enough
- b) Only check clearance if you are hauling oversize load
- ☒ c) Have a GPS, follow signs in advance, stop if unsure

11. Why is performing and documenting a Pre-Trip Inspection (PTI) before every shift important?

- a) Helps the dispatcher plan his routes
- ☒ b) It ensures the vehicle is safe, supports DOT compliance, avoids fines or out-of-service
- c) It is not important until the truck breaks down

12. What could happen if tires are not properly inflated or have worn tread during a pre-trip inspection?

- a) Easier to make sharp turns
- ☒ b) Serious accident, breakdowns, may lead to fines
- c) You have multiple tires on the truck so it wouldn't matter

13. What is the legal air pressure and tire tread depth for Steer, Drive, and Trailer Tires?

- ☒ a) Steer 110 PSI (Tread 4/32") | Drive Tires 100 PSI (Tread 2/32") | Trailer Tires 100 PSI (Tread 2/32")
- b) Steer 110 PSI (Tread 2/32") | Drive Tires 100 PSI (Tread 2/32") | Trailer Tires 100 PSI (Tread 4/32")
- c) Steer 100 PSI (Tread 4/32") | Drive Tires 100 PSI (Tread 2/32") | Trailer Tires 100 PSI (Tread 2/32")

14. When are you allowed to pass a DOT weigh station?

- a) When you have a red light on your BestPass device
- b) If you are unsure to pass, bypass the weight station
- ☒ c) If signs indicate clearly and you have a green light on your BestPass

15. What does a rejection for random drug test mean?

- a) You don't need to do the test
- ☒ b) Automatic positive drug test result
- c) Negative drug test result

16. What should you do after you're involved in an accident or incident?

- a) Drive to the nearest repair shop
- ☒ b) Contact your Safety/Dispatch and wait for further instructions
- c) Admit fault and make a police report

17. When can you text during driving?

- a) Anytime when dispatcher is requiring your attention
- ☒ b) Do not ever text; use wireless headphones to call instead
- c) Anytime to stay alert when tired

18. Which of the following statements is true regarding tire chains on a semi-truck?

- a) They should be installed on all tires
- ☒ b) Tire chains are only necessary when snow or ice is present on the roads
- c) Chains are optional and not required in many states