

11/11/25

Date

Griselda Paniagua

Safety Officer's Full Name


Richard Jones

Driver's Full Name

## Road Signs Test

**What do these road signs mean?**

Choose the correct meaning for each sign below.



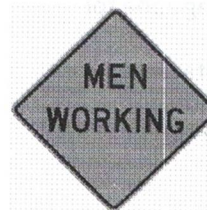
- a) You may stop briefly but not leave your vehicle unattended
- b) You may park here during the weekend
- ☒ c) You are not allowed to stop or leave your vehicle parked at any time



- a) Overtaking is permitted if there's no oncoming traffic
- ☒ b) Passing other vehicles is not allowed
- c) Lane changes are permitted with caution



- a) Stay in the left lane to avoid merging traffic
- ☒ b) Stay to the right side of the roadway
- c) Right turns only beyond this point



- a) Temporary lane closures ahead
- ☒ b) Road workers ahead; reduce speed and be cautious
- c) Construction zone ending—normal speed resumes



- a) Left turns are only permitted during green light
- ☒ b) Left turns are not permitted at any time
- c) Yield before turning left



- a) Recommended speed is 50 mph in ideal conditions
- ☒ b) Maximum lawful speed is 50 mph
- c) Vehicles must drive between 45–50 mph



- a) Trucks must use the center lane
- ☒ b) Truck access is restricted beyond this sign
- c) Only oversized trucks are prohibited



- a) Pedestrians must yield to vehicles
- ☒ b) Watch for pedestrians crossing the road
- c) Sidewalk ends ahead




- a) Traffic may travel in both directions
- b) You must turn left at the intersection
- ☒ c) Traffic is allowed to move only in the direction of the arrow




- ☒ a) Rail tracks ahead—slow down and stay alert
- b) Train station nearby
- c) Trucks are prohibited from crossing





- a) Maintain your current speed unless posted otherwise
- ☒ b) Prepare to reduce your speed as the speed limit will decrease ahead
- c) Slow-moving vehicles must keep right



- a) Roadwork may start after 5 miles
- ☒ b) Construction zone continues for the next 5 miles
- c) Detour is required for all commercial vehicles



- a) Trucks can proceed with a permit
- ☒ b) Truck traffic restricted beyond this point
- c) Truck parking only on weekends




- a) Pedestrian crossing zone for seniors
- ☒ b) Expect traffic lights ahead
- ☒ c) Children may be present—reduce speed and drive carefully



- a) Parking area for school buses
- ☒ b) Be prepared to stop for children boarding or exiting school buses
- c) Detour required during school hours




- ☒ a) Bridge or overpass ahead with 12 feet 6 inches of vertical clearance
- b) Speed limit is 12.6 mph
- c) Road narrows to 12 feet 6 inches wide



- ☒ a) Accelerate and pass quickly
- ☒ b) Downshift and reduce speed
- c) Turn on hazard lights and maintain speed



- a) The right lane is closed temporarily due to road work
- ☒ b) Right lane ends ahead; merge into the left lane safely
- c) Only trucks must exit the right lane



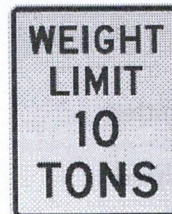
- a) Road narrows near an intersection
- ☒ b) Be ready to stop; a signal light is ahead
- c) All-way stop ahead



- a) You are on the correct route—proceed with caution
- ☒ b) You are traveling against traffic and must turn around immediately
- c) One-way traffic merges ahead



- a) Only trucks traveling over 40 mph may continue
- ☒ b) Speed limit for trucks is 40 mph
- c) Trucks must stay 40 feet apart



- ☒ a) Vehicles weighing more than 10 tons are not allowed
- b) Speed limit for trucks over 10 tons is 10 mph
- c) Weight checks conducted every 10 miles



- a) Begin braking for sharp curve
- ☒ b) Reduce speed; general caution advised
- c) Prepare to stop at railroad crossing



- a) It leads to a truck rest stop
- ☒ b) It marks an emergency escape ramp for brake failure
- c) It's a required inspection stop



- a) Locate a weigh station
- ☒ b) Avoid residential neighborhoods
- c) Drive faster in city zones