

BASIC ORIENTATION TEST

NAME:

NAME: MADE TYROGERE

DATE: 2/8/24

1.) Which of the following is the most **IMPORTANT** reason to do a Pre-Trip Inspection?

- A) Because other drivers do it
- B) To make sure the vehicle will reach its destination
- ☒ C) Safety for yourself and others on the road
- D) None of the above

2.) It's important to think ahead. What item will you need while on the road?

- ☒ A) A GPS
- B) A Sun Visor
- C) A Stove
- D) A Phone Book

3.) If something happens to your truck, what could be handy to have with you, especially in the dark?

- A) A blanket
- B) A phone charger
- ☒ C) A flashlight
- D) A flare

4.) What are the blind spots of your truck?

- A) Behind the truck
- B) In front of the truck
- C) On the side of the truck
- ☒ D) All of the above

5.) Sometimes you can't predict the elements, what can happen to a truck in bad weather?

- A) The windshield can make things invisible
- B) The tires can become bald
- ☒ C) It can jackknife
- D) Nothing

6.) Your truck can be your home for a short period of time. What is one way that you can make your truck a little more comfortable for yourself?

- ☒ A) Keep it clean
- B) Install a recliner
- C) Bring a television
- D) Get seat warmers

7.) What is one thing to be prepared for when becoming a truck driver?

- A) Long hours
- B) Waiting on others
- C) Traffic
- ☒ D) All of the above

8.) You need to have many skills as a trucker. Which of these skills are very important while on the job?

- A) Quick to react
- B) Teamwork
- C) Performance skills
- ☒ D) Communication skills

9.) Which of these are the right companies to stop and put fuel?

- A) Loves and Pilot
- B) Flying J and Petro
- ☒ C) Pilot and flying J
- D) Petro y Loves

10.) What is the total allowable weight of ALL axles?

- A) 12,000
- B) 34,000
- C) 80,000
- ☒ D) All of the above

11.) What can the tandem cause if you move it forward?

- A) Can remove the weight from the steering wheel
- ☒ B) Can remove the weight of the axle from the driver to the trailer
- C) Can put more weight on the driver shafts
- ☒ D) Can put more weight on the trailer tandems

12.) What should you do in case of an accident?

- A) Take as many pictures as possible, and contact the Safety Department immediately
- B) Request roadside assistance
- C) Call the company's insurance
- ☒ D) All of the above

13.) How much should you slow down when driving in snow? (To avoid accidents)

- A) 1/3
- ☒ B) 1/2
- C) 1/5
- D) 1/4

14.) What are the correct dimensions for the trailer of this and other companies?

- A) 14'6
- B) 13'
- ☒ C) 13'6
- D) 14

15.) While driving or resting, but during working hours is it allowed to consume alcoholic beverages inside or outside the cabin?

- ☒ A) No, it is not allowed
- B) You can consume outside only
- C) Yes, but only if you're position is Out of Service
- D) All of the above

16.) How much time is **REQUIRED** to inform the company that you're going on home-time?

- A) Once week
- ☒ B) Two weeks
- C) Not necessary
- D) All of the above

17.) How much time is **REQUIRED** to inform the company that you wish to resign?

- A) A One week notice
- ☒ B) Two week notice
- C) Not necessary
- D) One month notice

ELD TEST

NAME:

Mark Trobeger

DATE:

2/8/26

- 1) How long should the Pre-Trip Inspection take per our company policy)?
A) 5 minutes
☒ B) At least 15-30 Minutes
C) No need to do Pre-Trip inspection
- 2) Time spent sleeping in a hotel, taking a break, meal, or shower must be recorded as:
☒ A) OFF DUTY
B) ON DUTY
C) SLEEPER
☒ D) PERSONAL CONVEYANCE
- 3) Personal Conveyance can be used when the driver doesn't have enough hours in their shift and needs to get closer to a truck stop or rest area?
A) True
☒ B) False
- 4) Fuel Stops must be logged in as:
☒ A) ON DUTY
B) OFF DUTY
C) PERSONAL CONVEYANCE (PC)
- 5) How many hours in a 14-hour shift are you allowed to drive?
A) 10 Hours
☒ B) 11 Hours
C) 14 Hours
- 6) How many hours does the driver need to rest to gain his/her 70 hours back?
☒ A) 34 Hour
B) 32 Hours
C) 10 Hours
- 7) If you switch trucks, are you required to do another Pre-Inspection?
☒ A) Yes, because it is a different truck
B) No, it is not necessary
- 8) When must you certify your logbook?
☒ A) At the beginning of the shift
B) At the end of the shift
C) It is not necessary to certify
- 9) If you DO NOT have a load in your trailer, what Remark is Mandatory to be entered as Shipping ID? Please write down your answer below.
empty
- 10) How many hours will you have in your 8 days cycle? (7days and a current cycle)
☒ A) 70 Hours
B) 60 Hours
C) 65 Hours
- 11) When doing a reset are you allowed to move the truck even if it's for 5 minutes?
A) Yes
☒ B) No, because you will lose your reset
- 12) When the driver is on their break, are you allowed to pump Fuel?
A) Yes
☒ B) No
- 13) What status must you choose when you go for a pickup or delivery, and for how long?
on duty
- 14) What will your status be when you're putting FUEL and it's Mandatory to enter a Remark? Write your answer below.
on duty
- 15) When you have a 30-minute warning to stop the vehicle and are stuck in traffic can you ask for PC?
A) Yes
☒ B) No
- 16) When you get stopped by DOT, what status should you change to? And, what will be your Remark? Write your answers below.
on duty

17) When you begin your shift, what notes must be checked that were entered in the logbook before you can start driving?

- A) Truck Number
- B) Trailer Number
- C) Shipping ID
- ☒ D) All the above

FOR TEAM DRIVERS ONLY!

18) When you are done with your shift and your co-driver is ready to start, what shift do you need to go on?

- ☒ A) Sleeper
- B) Off Duty
- C) On Duty

19) When you are driving as a Team, only one driver needs to do a Pre-trip inspection?

- A) True
- ☒ B) False

DRIVER EVALUATION ROAD TEST FORM

DRIVER NAME	Tyrogene, Marc. c.	DATE	02/08/2024
OBSERVED BY	DENIS	Time In&Out	
TRUCK #	734	TRAILER #	

PRE TRIP INSPECTION

<input checked="" type="checkbox"/> YES	<input type="checkbox"/> NO	360-degree walk-around performed	Tire check properly with air gauge	<input checked="" type="checkbox"/> YES	<input type="checkbox"/> NO
<input checked="" type="checkbox"/> YES	<input type="checkbox"/> NO	All lights inspected Truck&Trailer	Mirrors adjusted	<input checked="" type="checkbox"/> YES	<input type="checkbox"/> NO
<input checked="" type="checkbox"/> YES	<input type="checkbox"/> NO	Horn and windshield wipers inspected	Insurance/licensing info inspected	<input checked="" type="checkbox"/> YES	<input type="checkbox"/> NO
<input checked="" type="checkbox"/> YES	<input type="checkbox"/> NO	Emergency equipment inspected	Oil check properly	<input checked="" type="checkbox"/> YES	<input type="checkbox"/> NO
<input checked="" type="checkbox"/> YES	<input type="checkbox"/> NO	All fluids inspected	Understand weight distribution	<input checked="" type="checkbox"/> YES	<input type="checkbox"/> NO
<input checked="" type="checkbox"/> YES	<input type="checkbox"/> NO	Slide tandems properly	Coupling & Uncoupling properly	<input checked="" type="checkbox"/> YES	<input type="checkbox"/> NO
<input checked="" type="checkbox"/> YES	<input type="checkbox"/> NO	Check for oil,air,coolant leaks	Connects air&electric line to trailer properly	<input checked="" type="checkbox"/> YES	<input type="checkbox"/> NO

BACKING AND PARKING

<input checked="" type="checkbox"/> YES	<input type="checkbox"/> NO	Making good angle while reverse parking	Get out and look before backing	<input type="checkbox"/> YES	<input checked="" type="checkbox"/> NO
<input checked="" type="checkbox"/> YES	<input type="checkbox"/> NO	Checks if tandems are slid to the front	Using 4-way flasher	<input checked="" type="checkbox"/> YES	<input type="checkbox"/> NO
<input checked="" type="checkbox"/> YES	<input type="checkbox"/> NO	Uses mirrors	Slowly backing	<input checked="" type="checkbox"/> YES	<input type="checkbox"/> NO

Time spent on backing

Start time:

End Time:

DRIVING

<input checked="" type="checkbox"/> YES	<input type="checkbox"/> NO	Uses seatbelt	Verifies passenger is wearing seatbelt	<input checked="" type="checkbox"/> YES	<input type="checkbox"/> NO
<input checked="" type="checkbox"/> YES	<input type="checkbox"/> NO	Starts vehicle properly	Observes Traffic patterns	<input checked="" type="checkbox"/> YES	<input type="checkbox"/> NO
<input checked="" type="checkbox"/> YES	<input type="checkbox"/> NO	Does not allow vehicle to roll while stopped	Drives with both hands on steering wheel	<input checked="" type="checkbox"/> YES	<input type="checkbox"/> NO
<input checked="" type="checkbox"/> YES	<input type="checkbox"/> NO	Steers smoothly	Keeps proper distance	<input checked="" type="checkbox"/> YES	<input type="checkbox"/> NO
<input checked="" type="checkbox"/> YES	<input type="checkbox"/> NO	Brakes on time	Brakes smooth	<input checked="" type="checkbox"/> YES	<input type="checkbox"/> NO
<input checked="" type="checkbox"/> YES	<input type="checkbox"/> NO	Speed appropriate for conditions	Uses mirrors properly every 10 sec	<input checked="" type="checkbox"/> YES	<input type="checkbox"/> NO
<input checked="" type="checkbox"/> YES	<input checked="" type="checkbox"/> NO	Uses cellphone while driving	Keeps vehicle in proper lane while turning	<input checked="" type="checkbox"/> YES	<input type="checkbox"/> NO
<input checked="" type="checkbox"/> YES	<input type="checkbox"/> NO	Checks traffic in all directions	Using turn signals on time	<input checked="" type="checkbox"/> YES	<input type="checkbox"/> NO
<input checked="" type="checkbox"/> YES	<input type="checkbox"/> NO	Approaches turn at proper speed	Turns only when traffic is cleared	<input checked="" type="checkbox"/> YES	<input type="checkbox"/> NO
<input checked="" type="checkbox"/> YES	<input type="checkbox"/> NO	Uses engine brake properly	Does not exceed speed limit	<input checked="" type="checkbox"/> YES	<input type="checkbox"/> NO
<input checked="" type="checkbox"/> YES	<input type="checkbox"/> NO	Follows and understand traffic signs	Looking at mirrors while turning	<input checked="" type="checkbox"/> YES	<input type="checkbox"/> NO
<input checked="" type="checkbox"/> YES	<input type="checkbox"/> NO	Determines that pass is safe and legal	Signal used in advance of turn	<input checked="" type="checkbox"/> YES	<input type="checkbox"/> NO
<input checked="" type="checkbox"/> YES	<input type="checkbox"/> NO	Makes wide turn	Checks traffic conditions/ road construction et	<input checked="" type="checkbox"/> YES	<input type="checkbox"/> NO
<input checked="" type="checkbox"/> YES	<input type="checkbox"/> NO	Passes in safe location	Returns to lane safely	<input checked="" type="checkbox"/> YES	<input type="checkbox"/> NO

DRIVER PASS / FAIL

NOTES:

2 YEARS EX

RECOMMENDING FOR RE-TEST

YES

☒ NO

ROADSIDE CLEAN INSPECTION REWARDS POLICY

To encourage and recognize the good safety performance, effective **Date 01/01/2024**, Zigi Freight Inc dba Royal 3 Inc will reward all drivers whose inspection report results on **NO VIOLATIONS DISCOVERED**.

NO VIOLATIONS DISCOVERED MEANS:

- 1. NO VIOLATIONS.**
- 2. NO WARNINGS.**
- 3. NO TICKETS.**
- 4. NO ACCIDENTS.**

JUST BECAUSE YOU GET A WARNING DOES NOT MEAN IT IS A CLEAN INSPECTION. THERE CAN BE NO VIOLATIONS ON THE INSPECTION REPORT!

Please take note of the following policies:


- 1. Level 1 clean inspection - \$400.00**
- 2. Level 2 clean inspection - \$300.00**
- 3. Level 3 clean inspection - \$200.00**

- 1. The Reward and Recognition Policy will acknowledge performance and initiatives at Company, team, and individual levels.**
- 2. Reward methods will be used to align individual performance and corporate objectives.**
- 3. Rewards will be designed to encourage individuals to behave in ways that support the company's values.**


To be eligible for the Roadside Clean Inspection Rewards Policy, you must have a result of zero violations reported on the Driver/ Vehicle Inspection Report performed by DOT.

Date: 02/09/24

Safety Manager: _____



Driver: _____



ROADSIDE VIOLATION ACCOUNTABILITY POLICY

Effective **Date 01/01/2024**, Zigi Freight Inc dba Royal 3 Inc will implement multiple changes to the company policy in order to address Unsafe Driving violations and violations that could have reasonably been detected or prevented through a proper pre-trip and/or post-trip inspection. We believe in clear and straightforward consequences for the benefit of all team members.

Please take note of the following policies:

- A. First offense: Any driver who receives a violation on a roadside inspection report, the following Schedule of Fines is in effect.
1. Any violation with a point total of 1 – 5 as indicated in FMCSA's SMS Methodology Appendix A, will result in a written warning and a \$100.00 fine.
 2. Any violation with a point total of 6 – 8 as indicated in FMCSA's SMS Methodology Appendix A, will result in a written warning and a \$250.00 fine.
 3. Any violation with a point total of 9 - 10 as indicated in FMCSA's SMS Methodology Appendix A, will result in a written warning and a \$500.00 fine.
- B. Second offense: First offense: Any driver who receives a violation on a roadside inspection report, the following Schedule of Fines is in effect.
1. Any violation with a point total of 1 – 5 as indicated in FMCSA's SMS Methodology Appendix A, will result in a written warning and a \$200.00 fine.
 2. Any violation with a point total of 6 – 8 as indicated in FMCSA's SMS Methodology Appendix A, will result in a written warning and a \$500.00 fine.
 3. Any violation with a point total of 9 - 10 as indicated in FMCSA's SMS Methodology Appendix A, will result in a written warning and a \$1000.00 fine.
- C. Third offense: TERMINATION.

Each step in the corrective action plan listed should be documented and placed in the driver's permanent company file.

If the violation noted on the roadside inspection includes the issuance of a citation by an officer for that offense, the penalties listed above will still apply until the citation has been adjudicated in the appropriate court. If the charge is reduced to a non-moving violation or dismissed and removed from the inspection, the driver will be refunded the amount of the fine. It is the driver's responsibility to ensure the citation is challenged in court and to obtain the appropriate documentation to have the citation removed from the inspection. If the company hires an attorney, the driver is responsible for all legal fees.

FMCSA's SMS Methodology Appendix A is attached to this policy. Review the attachment as necessary to determine the point total associated with each violation.

Date: 02/09/24

Driver: _____

Safety Manager: _____

Starting Fuel Form

As of today, 02/09/24 (date), I am signing this form that I will be charged for the fuel of the truck that I am assigned to. The fleet manager will take note of the quantity of fuel that is left in the fuel tank, and it will be further calculated in the accounting office. The national average for Diesel #2 (Ultra Low Sulfur Diesel) is 4.3 dollars per gallon.

Price of fuel charged: 321.64 \$

Truck fuel Percentage: 34 %

Truck number: 734


Driver Name:

Marc Tyrogene

Safety Officer Name:

Diana Baranda

Driver Signature:



Safety Officer Signature:

